

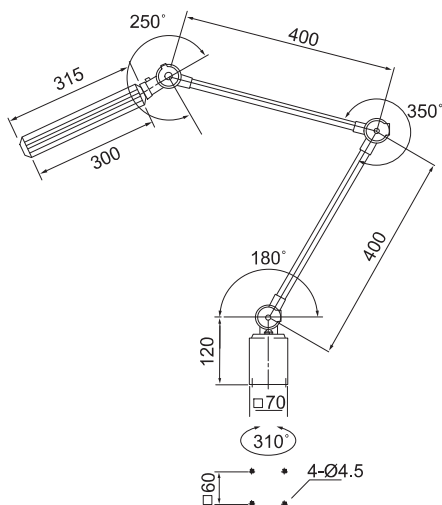
Part No. ML360-LED

Maggylamp Task Light Data Sheet

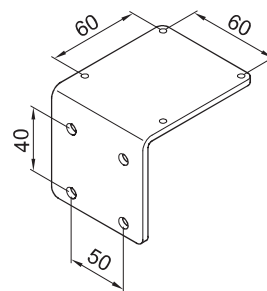


Fitted with	1 x Light-emitting diode
Work equipment	integrated LED driver
Connected load	100-240V; 50/60 Hz
Power consumption	approx. 14 Watt
Light output	800 lumen
System of protection	IP 44
Class of protection	I
Operation	switch on base
Lamp body	aluminium
Lamp cover	pearl acrylic
Arm section	aluminium tubing-black coating
Base housing	plastic-black
Weight	approx. 2 kg
Power lead	approx. 1.8 m; mains plug(AUS/NZ)
Fastening	screw down flange, table clamp(accessory), wall bracket(accessory), magnet(accessory).
Accessory	-
Special features	dimnable 10~100%, 6000K colour temp.
Package dimensions	L50 x W30 x H12cm

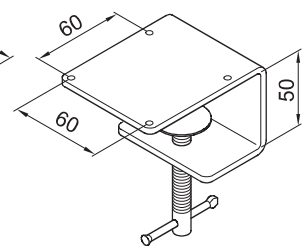
DIMENSIONS (Millimetres)



ACCESSORIES



ML307
MOUNTING
ANGLE PLATE



ML312
MOUNTING
CLAMP

Data may vary due to component tolerances.
E & OE