

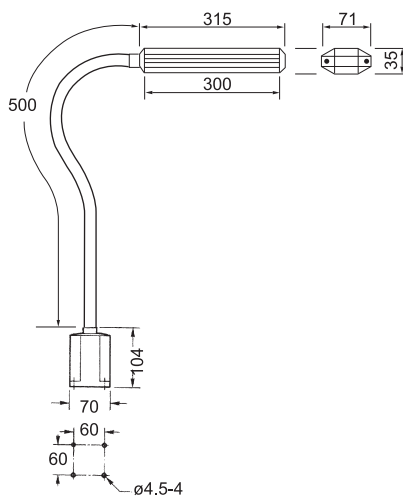
# Part No. ML350-LED

## Maggylamp Task Light Data Sheet

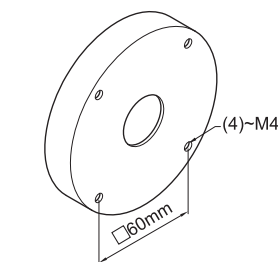


<b>Fitted with</b>	1 x Light-emitting diode
<b>Work equipment</b>	integrated LED driver
<b>Connected load</b>	100-240V; 50/60 Hz
<b>Power consumption</b>	approx. 14 Watt
<b>Light output</b>	800 lumen
<b>System of protection</b>	IP 44
<b>Class of protection</b>	I
<b>Operation</b>	switch on base
<b>Lamp body</b>	aluminium
<b>Lamp cover</b>	pearl acrylic
<b>Arm section</b>	steel gooseneck; silicon sleeved
<b>Base housing</b>	plastic-black
<b>Weight</b>	approx. 1.5 kg
<b>Power lead</b>	approx. 1.8 m; mains plug(AUS/NZ)
<b>Fastening</b>	screw down flange, table clamp(accessory), wall bracket(accessory), magnet(accessory).
<b>Accessory</b>	-
<b>Special features</b>	dimnable 10~100%, 6000K colour temp.
<b>Package dimensions</b>	L43 x W23 x H12cm

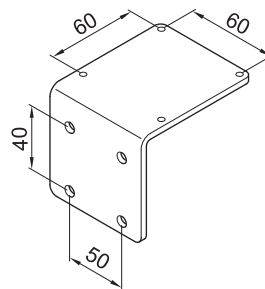
### DIMENSIONS (Millimetres)



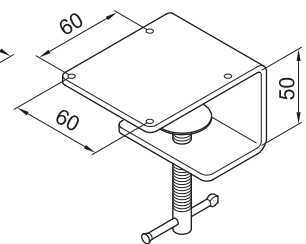
### ACCESSORIES



**ML310B**  
MOUNTING  
MAGNETIC BASE



**ML307**  
MOUNTING  
ANGLE PLATE



**ML312**  
MOUNTING  
CLAMP

Data may vary due to component tolerances.  
E & OE