

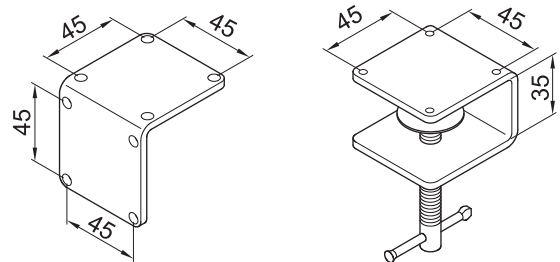
Part No. ML340-LED

Maggylamp LED-6 Machine Light Data Sheet




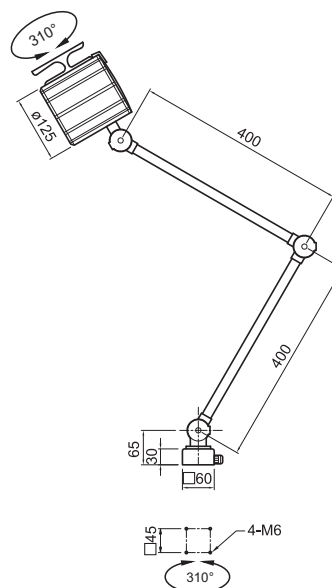
Fitted with	6 x Light-emitting diode
Work equipment	integrated LED driver
Connected load	24V AC/DC
Power consumption	approx. 12 Watt
Light output	1200 lumen
System of protection	IP 65
Class of protection	III
Operation	switch on head
Lamp body	aluminium
Lamp cover	glass screen
Arm section	articulated aluminium tube arms, anodised grey
Base housing	steel, grey
Weight	approx. 2.5 kg
Power lead	approx. 1.8 m
Fastening	screw down flange, table clamp (accessory), wall bracket (accessory)
Accessory	-
Special features	60° beam angle, 6000K colour temperature
Package dimensions	L50 x W30 x H15cm

ACCESSORIES



MOUNTING CLAMP **ML311**
MOUNTING ANGLE PLATE **ML137**

DIMENSIONS (Millimetres)



Data may vary due to component tolerances.
E & OE