

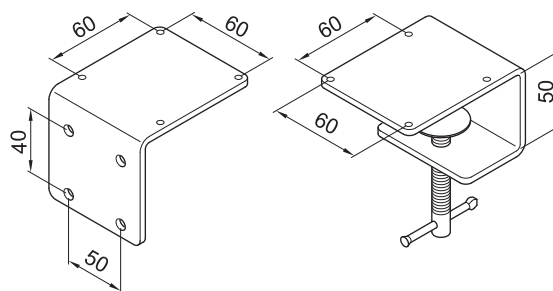
# Part No. ML330S-LED

## Maggylamp LED-6 Machine Light Data Sheet




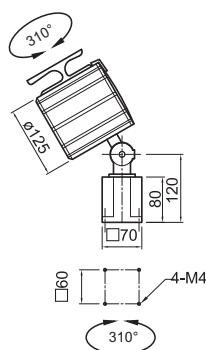
<b>Fitted with</b>	6 x Light-emitting diode
<b>Work equipment</b>	integrated LED driver
<b>Connected load</b>	100-240V; 50/60 Hz
<b>Power consumption</b>	approx. 12 Watt
<b>Light output</b>	1200 lumen
<b>System of protection</b>	IP 65
<b>Class of protection</b>	II
<b>Operation</b>	switch on head
<b>Lamp body</b>	aluminium
<b>Lamp cover</b>	glass screen
<b>Arm section</b>	articulated aluminium arm, anodised grey
<b>Base housing</b>	cast aluminium, satin black
<b>Weight</b>	approx. 2kg
<b>Power lead</b>	approx. 1.8m; mains plug(AUS/NZ)
<b>Fastening</b>	screw down flange, table clamp (accessory), wall bracket (accessory), magnet base (accessory)
<b>Accessory</b>	-
<b>Special features</b>	60° beam angle, 6000K colour temperature
<b>Package dimensions</b>	L37 x W18 x H15cm

### ACCESSORIES



MOUNTING CLAMP **ML312**  
MOUNTING ANGLE PLATE **ML307**

### DIMENSIONS (Millimetres)



Data may vary due to component tolerances.  
E & OE