

Maggylamp LED-20 Machine Light Spec Sheet



Fitted with
Work equipment
Connected load


Power consumption
Light output
System of protection
Class of protection
Operation
Lamp body
Lamp cover
Arm section

Base housing
Weight
Power lead

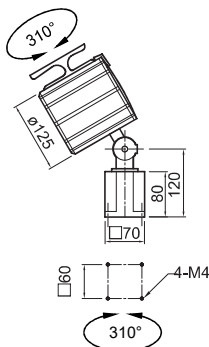
Fastening

Accessory
Special features

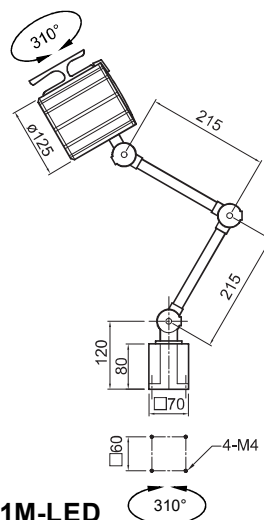
1 x Light-emitting diode
Integrated LED driver
100 -240V 50/60Hz(*ML331 Series*) or
24VAC/DC(*ML341 Series*)
approx. 20 Watt
2200 lumen
IP 65
II
switch on head
aluminium
glass screen
articulated aluminium tube arms, anodised
grey
cast aluminium, satin black
approx. 2-3kg
approx. 1.8; mains plug AUS/NZ(*ML331
series only*)
screw down flange, table clamp
(accessory), wall bracket (accessory)
-
60° beam angle, 6000K colour temperature



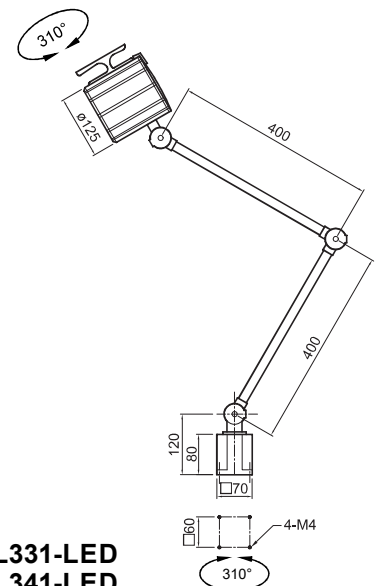
DIMENSIONS (Millimetres)



ML331S-LED
ML341S-LED



ML331M-LED
ML341M-LED



ML331-LED
ML341-LED

Data may vary due to component tolerances.
E & OE



PH: 1300 788 239
www.redbank.net.au
©06.2025 Redbank Group

MAGGYLAMP[®]
lighting